

# Emergency Solution Grant

## November 9, 2017

Presented for TPCH by:

- Jodie Barnes, City of Tucson
- John Matheny, Pima County
- Adriane Clarke, Arizona Department of Economic Security (DES)

# Tucson/Pima County Consolidated Plan

- Current Con Plan 2015-2019
- Annual Plan: Planning report around Con Plan activities for each year
- CAPER- Consolidated Annual Performance Evaluation Report: Report of completed Con Plan activities for each year

# City of Tucson

## Community Involvement

- City of Tucson received no comments for FY17 CAPER; Legal Ad issued on September 12, 2017.
- City of Tucson FY18 Action Plan Meeting on March 23, 2017 resulted in 9 attendees but 78 comments received.
- ESG Supplemental Funding Meeting on July 25, 2017 resulted in 15 attendees with 8 comments received.

# Community Involvement

- Provide feedback during comment period for Annual Plan, CAPER, and Con Plan preparation
- Attend public meetings

# ESG Eligible Activities

- Street Outreach
- Emergency Shelter
- Homeless Prevention
- Rapid Re-Housing
- HMIS
- Administration

# ESG Performance measures that will impact CoC performance:

- Length of time homeless
- Recidivism (subsequent return to homelessness)
- Access/coverage (thoroughness in reaching persons who are homeless)
- Overall reduction in number of persons who experience homelessness

# ESG performance measures that will impact CoC performance-cont.

- Help people quickly regain housing after experiencing a housing crisis and/or homelessness
- Enhance alignment of ESG regulations with other HUD programs (CDGB, HOME, HCV)
- Support more coordinated and effective data collection, performance measurement, and program evaluation
- Coordinated entry - CoC and ESG recipients all work together to ensure that coordinated screening, assessment and referrals for the Coordinated Entry are consistent.

# ESG performance measures that will impact CoC performance-cont.

- Job & income growth for persons who are homeless
- Reduction in first time homeless
- Broaden existing emergency shelter & homelessness prevention activities
- Emphasize Rapid Re-Housing

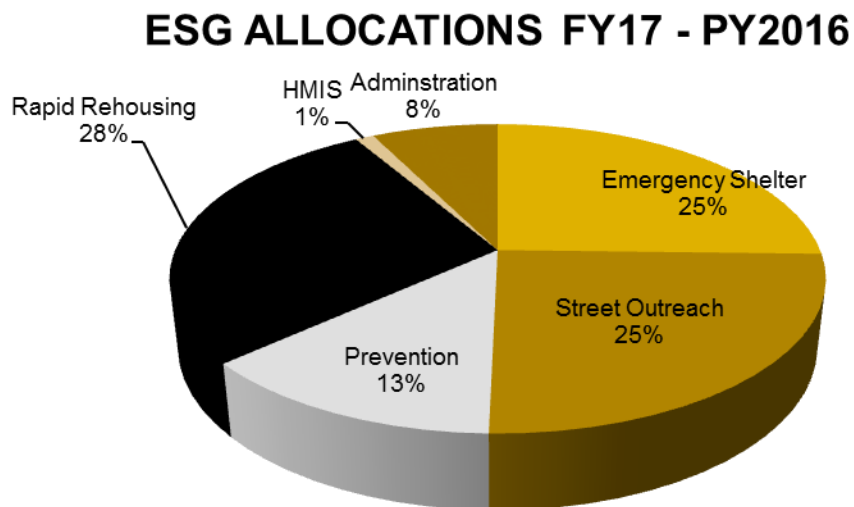


# ESG rules changed in FY10

- FY 10 CAP on combined total of Street Outreach & Emergency Shelter or **60% of the recipient's fiscal year grant.**
- Minimum 40% allocated to Homeless Prevention & Rapid Re-Housing
- New Homeless Definition per activity
- Income max. 30% AMI for Homeless Prevention

# City of Tucson FY17 Award

- Total Amount Awarded - \$460,731
- Breakdown of Funding Categories



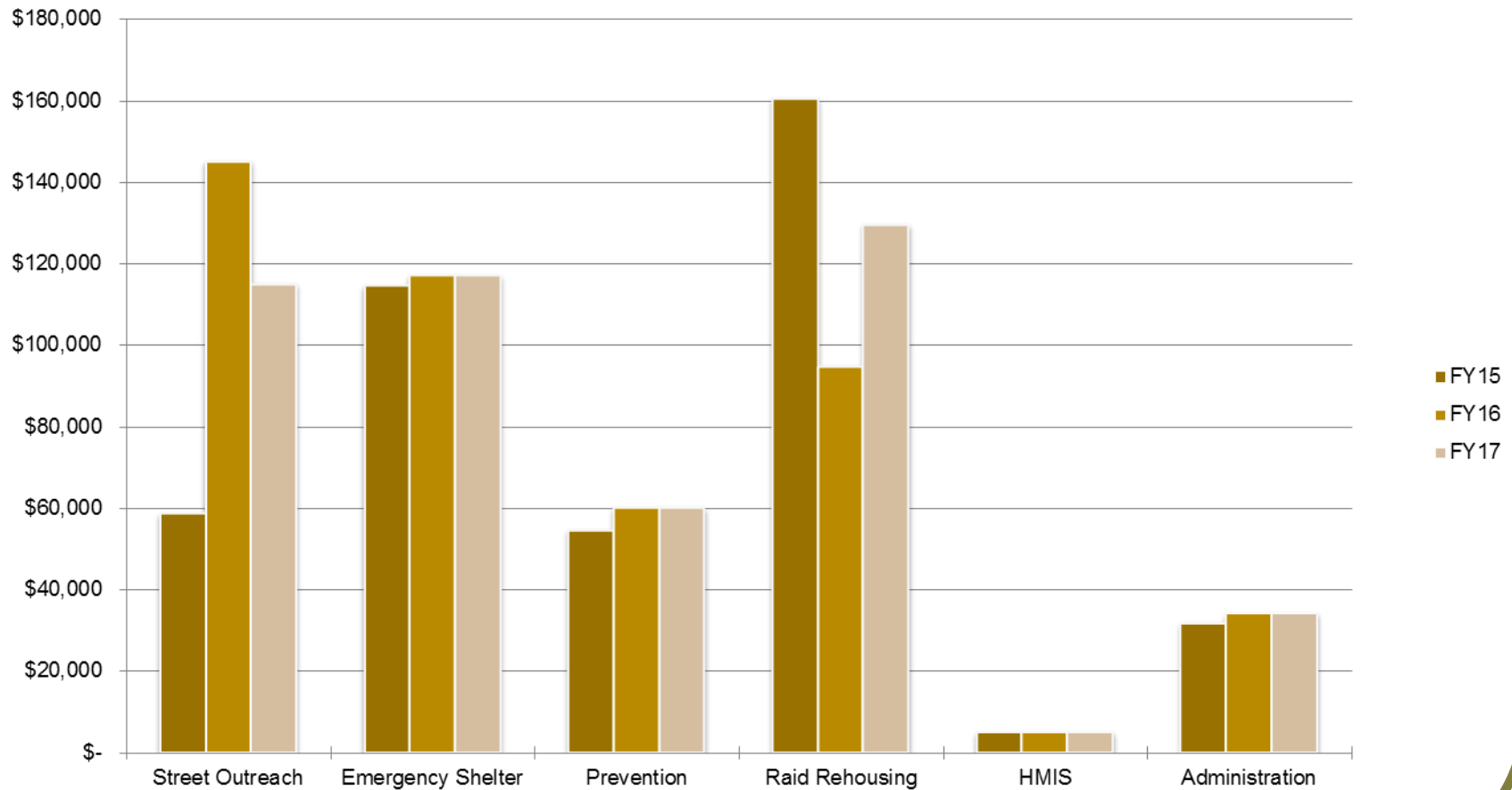
# City of Tucson Award FY17

- Rapid Re-Housing:
  - Emerge! \$65,000
  - Our Family \$34,450
  - Primavera Foundation \$30,044
- Housing Prevention:
  - Interfaith Community Services \$60,000
- Emergency Shelter Support:
  - Emerge! \$47,000
  - Our Family \$30,000
  - Primavera Foundation \$40,000

# City of Tucson FY17 Award

- Street Outreach:
  - Old Pueblo Community Services \$85,000
  - Pasadera Behavioral Health Network \$1,119.26
  - Community Bridges Inc. (CBI) \$28,880.74
- HMIS:
  - Pima County \$5,000
- Admin:
  - City of Tucson \$34,237

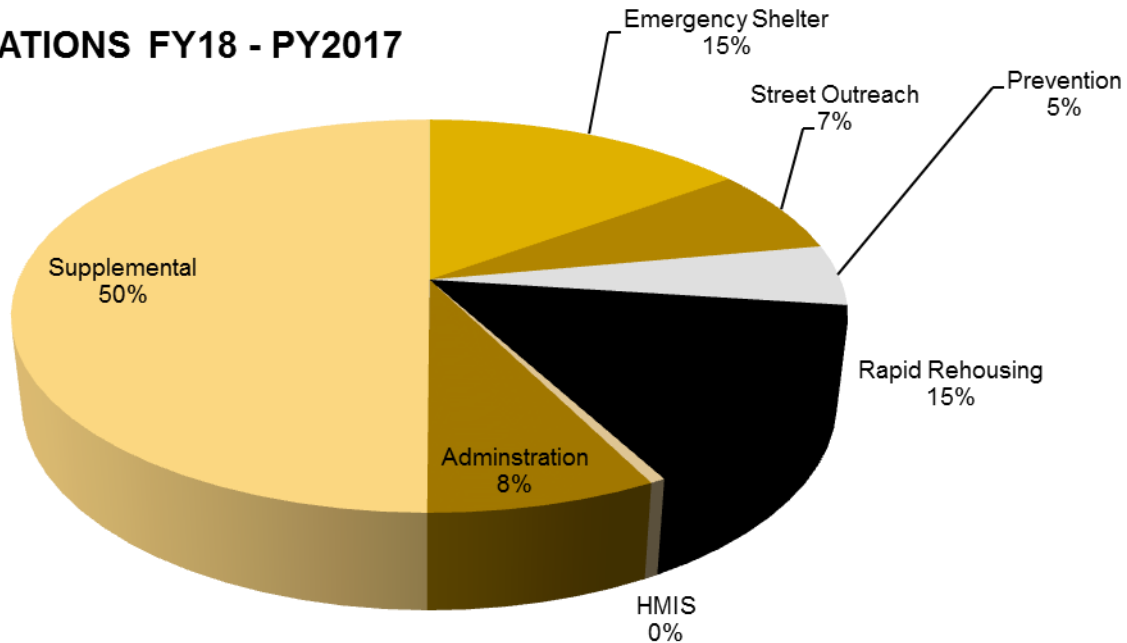
# City of Tucson Historical Comparison



# City of Tucson FY18 Award

- Total ESG Amount Awarded - \$452,951
- Total Supplemental ESG Amount Awarded - \$548,171
- Breakdown of Funding Categories. Note that the Supplemental Funding allocation is still being finalized

**ESG ALLOCATIONS FY18 - PY2017**

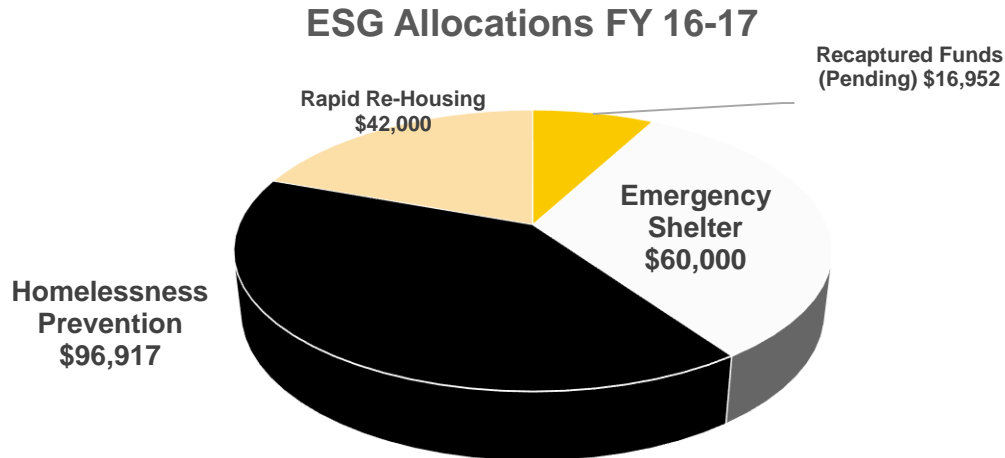


# City of Tucson Supplemental ESG Award

- Purpose of Supplemental Award is to assist Continuum of Cares (CoCs) that lost capacity in recent years. This does not increase the CoCs Annual Renewal Demand (ARD) or the Pro Rate Need for the geographic area of the CoC.
  - City of Tucson Pilot Project
    - Two Homeless Outreach/Navigators
    - Increase funding in Street Outreach, Emergency Shelter, Prevention, Rapid-Rehousing and HMIS

# Pima County FY16 - Award

- Total Amount of Award - \$233,372
- Breakdown of Funding Categories





# (PC) - Emergency Shelter

- Emerge! \$20,000
- PC - Sullivan Jackson \$20,000
- Primavera – Casa Paloma \$10,000
- Primavera – Greyhound \$10,000

# (PC) - Rapid Rehousing

- Emerge! \$12,000
- Green Valley Assistance Services  
\$10,000
- Compass - \$20,000

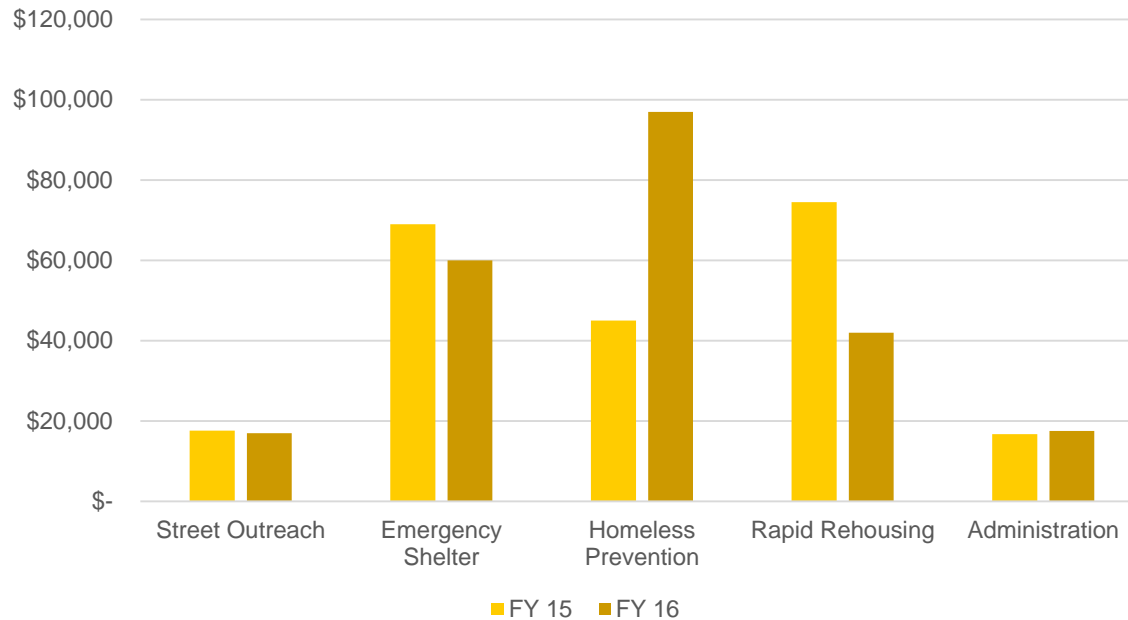
# (PC) - Homeless Prevention

- Green Valley Assistance Services  
\$10,000
- Interfaith Community Services \$46,917
- PC - Community Action Agency \$20,000
- Our Family Services \$20,000

# Pima County - Administration

- Pima County Admin: \$17,503

# Pima County Historical Comparison



# Pima County FY16 - Persons Assisted

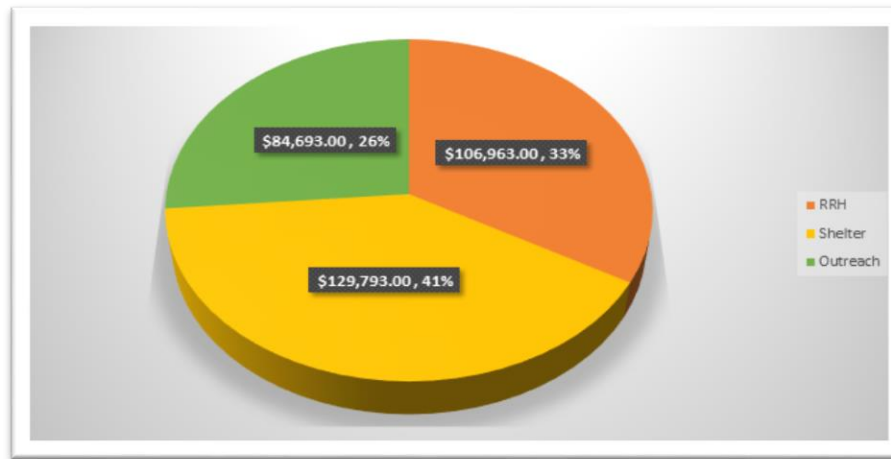
<b>ESG Component</b>	<b>ESG Goal - People served</b>	<b>Actual People served</b>
EMERGENCY SHELTER	397	854
RAPID REHOUSING	54	91
HOMELESS PREVENTION	90	183
	<b>541</b>	<b>1128</b>

# Pima County Request for Proposal FY18

- Targeted need in Pima County
- Request for Proposals have been released (will announce on TPCH listserv)
- The 2018-19 CDBG ESG and OA Application is now available through ZoomGrants. Check the Department website for more information @  
<http://webcms.pima.gov/cms/one.aspx?portalId=169&pageId=24903>
- Technical Assistance Meetings 11/13 and 12/5, 801 W Congress (Housing Center)

# Arizona DES FY17 ESG Award for Pima County

- Total Amount Awarded for Pima County  
\$321,149.00
- Breakdown of Funding Categories





# Arizona DES Award FY17

- Rapid Re-Housing:
  - Primavera Foundation \$106,963
    - Our Family Services
- Emergency Shelter Support:
  - Primavera Foundation \$129,493
    - Our Family Services
- Street Outreach:
  - Primavera \$84,693

# Arizona DES ESG Outcomes and Goals

- HEARTH emphasizes coordinated system for homeless response within each COC.
- To enhance the system as a whole, CoC, ESG, and other homeless assistance stakeholders work together towards the common goal of improving system performance.
  - Outcomes and Goals
    - Average Length of Stay
    - Recidivism
    - Increase of income and benefits
    - Positive Exit Destinations

# Arizona DES Statistics & Trends

## Rapid Rehousing

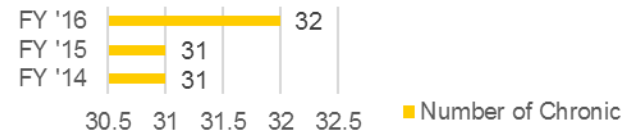
### Total Persons Served



Total Persons Served	
FY '16	439
FY '15	362
FY '14	511

■ FY '16 ■ FY '15 ■ FY '14

### Number of Chronic



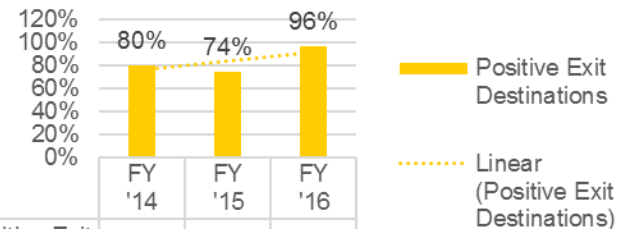
	FY '14	FY '15	FY '16
Number of Chronic	31	31	32

### Average Length of Stay (days)



Fiscal Year	Average Length of Stay (days)
FY '14	63
FY '15	40
FY '16	48

### Positive Exit Destinations

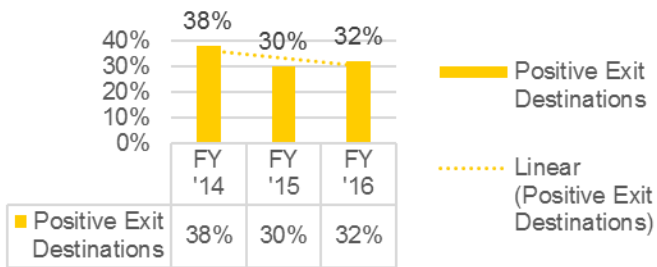


Fiscal Year	Positive Exit Destinations (%)
FY '14	80%
FY '15	74%
FY '16	96%

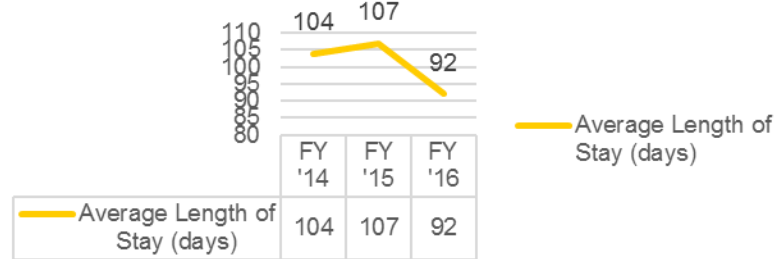
# Arizona DES Statistics & Trends

## Emergency Shelter

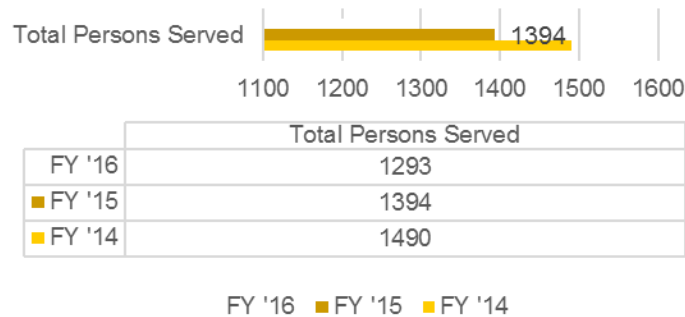
### Positive Exit Destinations



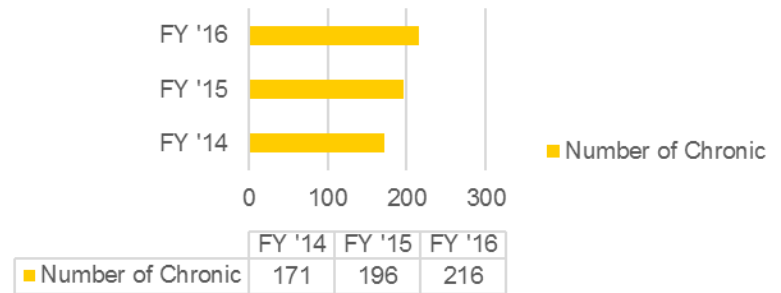
### Average Length of Stay (days)



### Total Persons Served



### Number of Chronic



# Arizona DES Request for Information

Request for Information to be released soon (will announce on TPCH listserv)

- Be sure to register and update contact information in ProcureAZ for notification for upcoming RFI and Request For Proposal
- Always our goal to align with the Continuum as much as possible!

# Questions/Comments?

Jodie Barnes, City of Tucson - [jodie.barnes@tucsonaz.gov](mailto:jodie.barnes@tucsonaz.gov)

John Matheny, Pima County – [john.matheny@pima.gov](mailto:john.matheny@pima.gov)

Adriane Clarke, Az Dept of Economic Security (DES) –

[Aclarke@azdes.gov](mailto:Aclarke@azdes.gov)